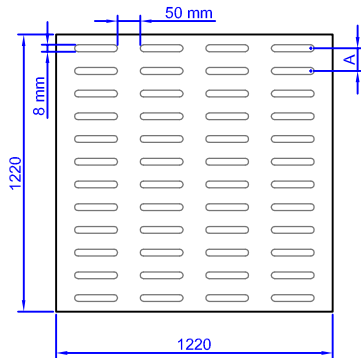
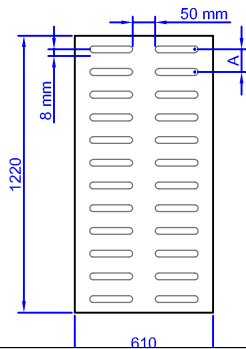


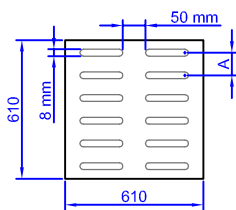
	ENTRECENRO / SLOT VERTICAL SPACING (A)	Nº RANURAS / SLOT NUMBER	FILAS / RAWS	COLUMNAS / COLUMNS	PERFORACIÓN / PERFORATION %
TR11	32mm	560	35	16	14,0
TR12	64mm	288	18	16	7,2



	ENTRECENRO / SLOT VERTICAL SPACING (A)	Nº RANURAS / SLOT NUMBER	FILAS / RAWS	COLUMNAS / COLUMNS	PERFORACIÓN / PERFORATION %
TR21	32mm	280	35	8	14,0
TR22	64mm	144	18	8	7,2



	ENTRECENRO / SLOT VERTICAL SPACING (A)	Nº RANURAS / SLOT NUMBER	FILAS / RAWS	COLUMNAS / COLUMNS	PERFORACIÓN / PERFORATION %
TR31	32mm	140	35	4	14,0
TR32	64mm	72	18	4	7,2



	ENTRECENRO / SLOT VERTICAL SPACING (A)	Nº RANURAS / SLOT NUMBER	FILAS / RAWS	COLUMNAS / COLUMNS	PERFORACIÓN / PERFORATION %
TR41	32mm	68	17	4	13,6
TR42	64mm	36	9	4	7,2

Cotas en mm / Measures in mm

Parklex®

Producto / Product: Parklex®500 Parklex®700	Nº Plano / Plan #: INT-500/700-ACR	Escala / Scale:	Fecha / Date: 12.01.2009
Plano / Plan: Esquema de ranuras de Parklex 500 y Parklex 700 / Slotted Parklex 500 and Parklex 700			